

### Grade 3 Data Management Unit Practice Test

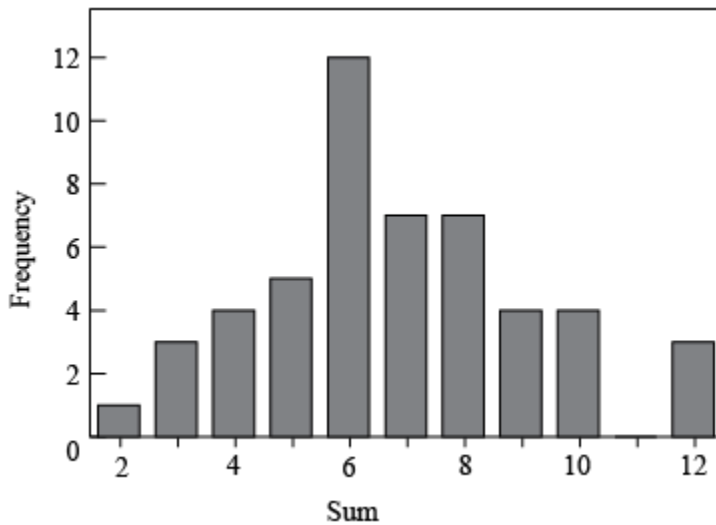
1. Use the data in the table to answer the questions below.

**How Long Animals Sleep in a Day**

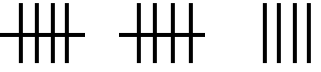



Animal	Hours
Squirrel	15
Lion	14
Ferret	15
Cow	4
Chimpanzee	10
Brown Bat	20
African Elephant	3

- a) Which animal sleeps the most hours? \_\_\_\_\_
- b) Which animal sleeps the least? \_\_\_\_\_
- c) How many more hours does a lion sleep than a cow? \_\_\_\_\_
- d) How many hours in a day is the cow awake? \_\_\_\_\_

2. Based on this data what is the mode?



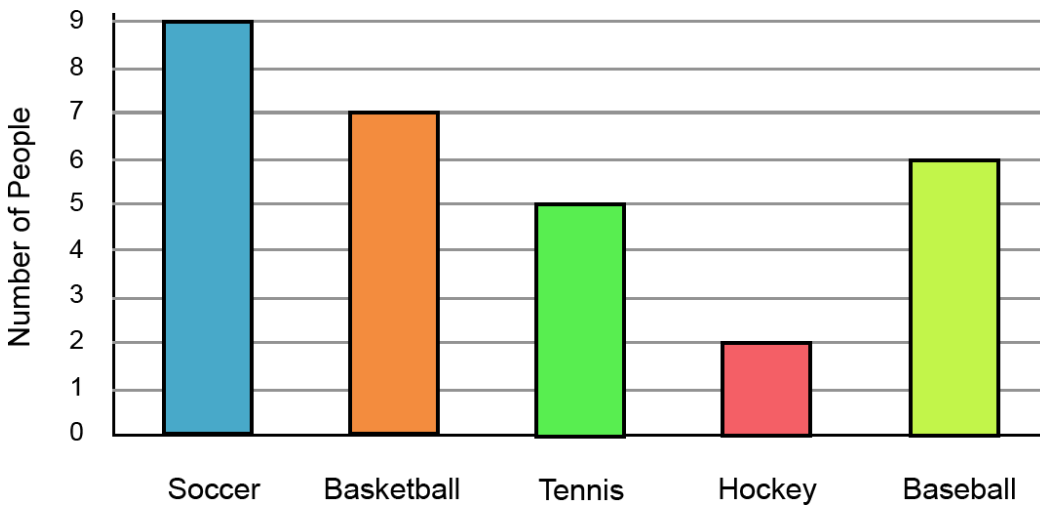
3. Grade 3 students voted for their favourite music which is shown on the chart below. What 3 pieces of information did you learn about this data?

Rap	Rock	Pop	Country
			

Create a pictograph to display the data.


4. What 3 pieces of information did you learn from this data?

**Favorite Sport**




---



---



---

5. Create a bar graph using the following information. Make sure you have all the labels, title and scale.

**Our Favorite Sports**

Soccer	
Tennis	
Baseball	
Hockey	
Other	

