

DISTANCE LEARNING
WEEK 4
APRIL 27- MAY 1, 2020



Welcome to
Ms. Lussier's Grade 3
Classroom





VIRTUAL LEARNING ASSIGNMENTS

Grade 3: Week 4 April 27th – May 1st

MONDAY

- Google Meet 12:00pm - Share Wonder Journals
- Mashup Math
- Math
- Letter Writing
- Reading - Blue Spruce

TUESDAY

- Social Studies - view whole slide show
- Media - Postcard
- Reading - Blue Spruce
- Math - Knowledgehook Live Gameshow

WEDNESDAY

- Mystery Doug
- Math Game
- Google Meet in Groups (some)
- Reading - Blue Spruce

THURSDAY

- Math Game
- Typing.com
- Google Meet in Groups (some)
- Reading - Blue Spruce

FRIDAY

- Fun Friday
- Research Project
- [Flipgrid](#)

OPTIONAL

Extended Learning

- Read a book on Epic or Raz
- [Hidden Image](#)
- [Weekly Math Problem](#)

- Keep a Journal on Google Slides
- Create a slideshow about another community on Ontario



Reminders:

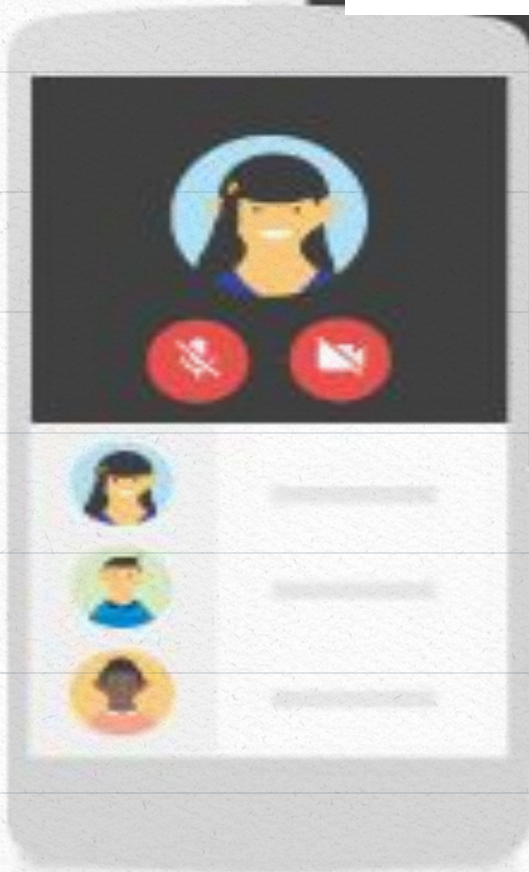
- April Maker Mats by the Friday
- Group projects start this week

A stylized illustration of a laptop with a dark blue frame and a light blue base. The screen is a solid dark blue color with the text "Coming Soon" centered in white. The laptop is positioned in the upper half of the page.

Coming Soon

GOOGLE MEET RECORDING WITH MS. LUSSIER (APRIL 27TH, 2020)


WEEKLY GOOGLE MEET - MONDAY AT 12PM



MASH-UP MATH

Every Monday at school
we always try a
Mash-Up Math question.
Can you solve it this
week?

(you do not need to submit your answer)



WRITING

Letter Writing - Slide Deck

This week you will learn about letter writing and will have a chance to write your own letter to another school on Ontario.



MATH

Head over to Google Classroom for the
Multiplication Lesson - Missing Factors



SOCIAL STUDIES

As part of our literacy activities we are also going to learn about our last Social Studies unit. I have put together another slide deck for you to see what you are going to learn about. Each slide has a video. Please make sure you play every video. This should take you approximately half an hour to watch.

[Slide Deck](#)



MEDIA



Before March Break you were asked to collect pictures of Toronto to create a postcard. You might not have your own pictures but you can find images online to create your own postcard in Google Draw. I have created an assignment for you in Google Classroom.

MATH

Knowledgehook Live Game Show

Log into Knowledgehook at 10:00am and I will be waiting to play a couple of game shows with you.

How to Join



Or knowledgehook.com/join

MYSTERY DOUG

Why do birds lay eggs in the spring?

MATH

Weekly Multiplication Game

Game: Multiplication War

Directions:

- Shuffle playing cards.
- Place all of the cards face down in between two players.
- Taking turns, each player should select two cards from the deck.
- Each player should multiply the number on the two cards together.
- The player who has the largest product (answer) gets to keep all four cards.
- If there is a tie, draw again. The player with the highest product keeps all eight cards!
- Play until all of the cards are used. The player who collected the most cards wins!

Materials

- Playing cards-remove face cards



Mixed
multiplication facts

You will need a parent or an older brother or sister to play with you.

GOOGLE MEET

Zaylee
Clara
Claire

Lucas
Ben
Todor

Wednesday April 29th
10:00-10:30am

Wednesday April 29th
12:00-12:30pm



GOOGLE MEET

Joshua Victor Jeremy	Daniel Tyler Emek'ai Nima	Nona Nelly Chloe Alina	Pelin Irene Yasmin Astrid
Thursday April 30th 11:30am-12:00pm	Thursday April 30th 12:00-12:30pm	Thursday April 30th 12:30-1:00pm	Thursday April 30th 1:00-1:30pm



TYPING.COM

This week complete O, B, and A.. If you have not completed the first 6 assignments please complete them first.

Please do not complete the next activity. If you are all caught up you can play a couple of the fun games to help with your typing skills.

To login click “Log in with Google”. You will need your tdsb email.

MATH

Weekly Multiplication Game

Game: Write the Equations

Directions:

- Shuffle playing cards and lay them face down in a stack.
- Player 1 draws five cards from the top of the stack.
- In one minute, Player 1 should try to write and solve as many multiplication equations as possible, using only the five numbers drawn.
- Repeat the steps where Player 2 draws five cards.
- Whoever wrote the most equations wins the round.
- Play until all of the cards are used.

Materials

- Playing cards-remove face cards
- 2 players



Mixed
multiplication facts

You will need a parent or an older brother or sister to play with you.

You could also play this game on your own.

FLIPGRID

You have had a chance to read/listen to all the Blue Spruce books. Head over to Flipgrid to tell which one is your favourite.


APRIL MAKER MAT

Due by the end of the week.

April

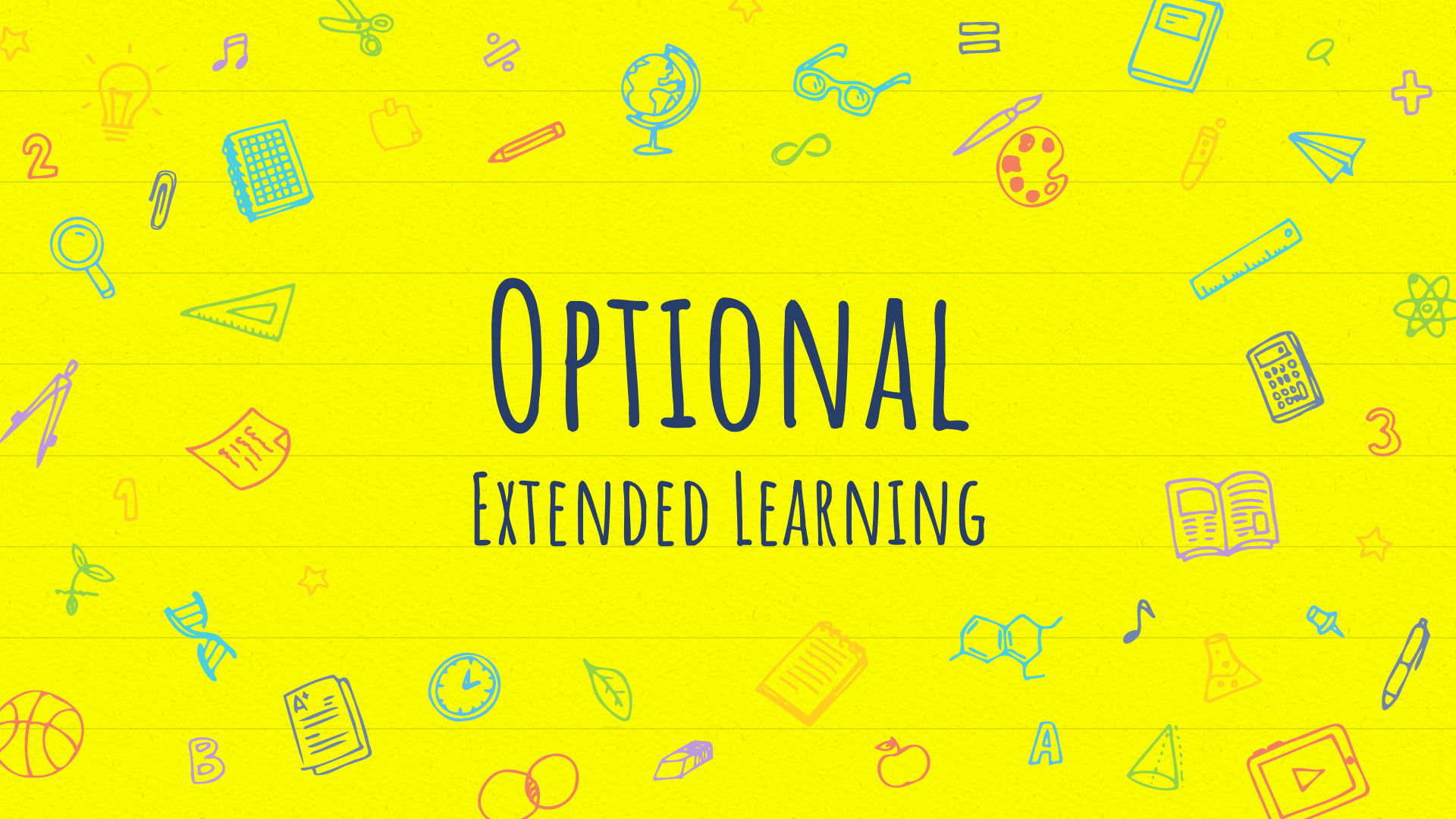
Name: _____

MAKER MAT

Make something useful out of trash.	Make a planter.	Make a waterproof structure.
Make a chart to track the weather.		Make a container to keep an egg from breaking.
Make a kite.	Make an Earth Day poster.	Make a birdhouse.



OPTIONAL EXTENDED LEARNING



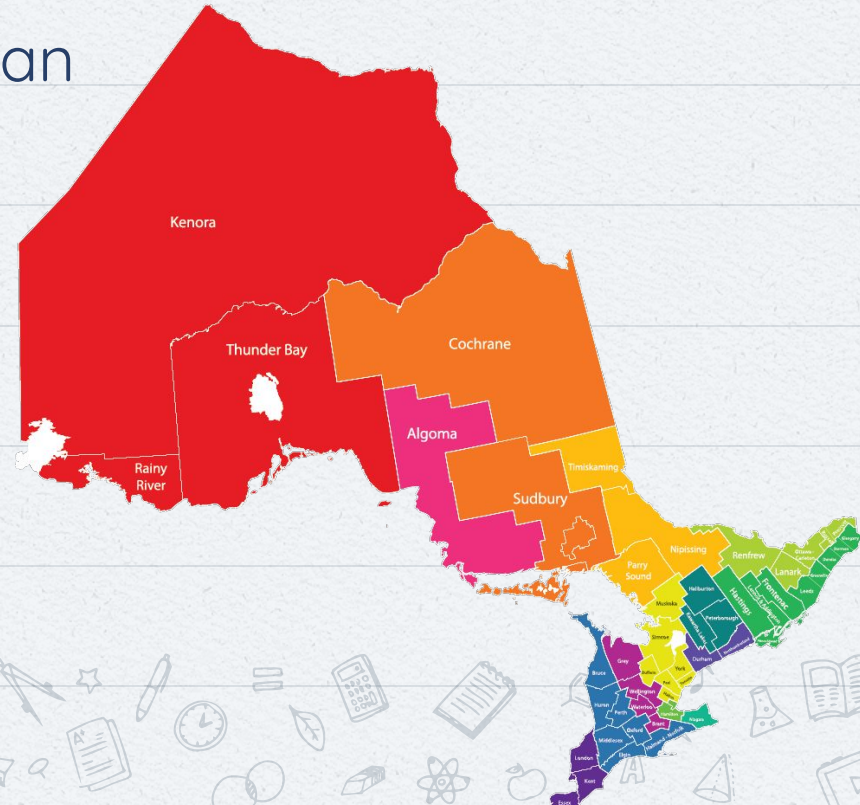
HIDDEN IMAGE

Can you find the hidden panda? Look closely!



MORE RESEARCH

You are starting to learn about an Ontario community with your group. Research another community and create a slideshow presentation about your findings.



WEEKLY MATH PROBLEM

Jessie has some chickens and rabbits. There are 30 heads and 76 legs in all. How many chickens and rabbits does Jessie have?

Show your work using pictures, numbers, or symbols.

* Complete on the Google Doc in Google Classroom.

