




DISTANCE LEARNING  
WEEK 3  
APRIL 20-24, 2020



Welcome to  
Ms. Lussier's Grade 3  
Classroom





# VIRTUAL LEARNING ASSIGNMENTS

## Grade 3: Week 2 April 20th – 24th

### MONDAY

- Google Meet 12:00pm
- Mashup Math
- Kahoot
- Math Quiz
- Writing - Tree or Flower

### TUESDAY

- Epic - Read "Stacks of Trouble"
- Reading - Recycling Loop
- Math - Multiplication

### WEDNESDAY

- Mystery Doug
- Math - Multiplication
- Complete Earth Day KWL

### THURSDAY

- Math - Arrays
- Typing.com
- Writing - Should we recycle?

### FRIDAY

- [Flipgrid](#)
- Fun Friday
- Knowledgehook

### OPTIONAL

Extended Learning

- Read a book on Epic or Raz
- [Hidden Image](#)
- [Weekly Math Problem](#)

- Keep a Journal on Google Slides
- [Earth Day Hunt](#)
- [Youtube Video](#)





## Reminders:



- April Maker Mats are due at the end of the month
- Wonder Journals are due this week - We will share next week



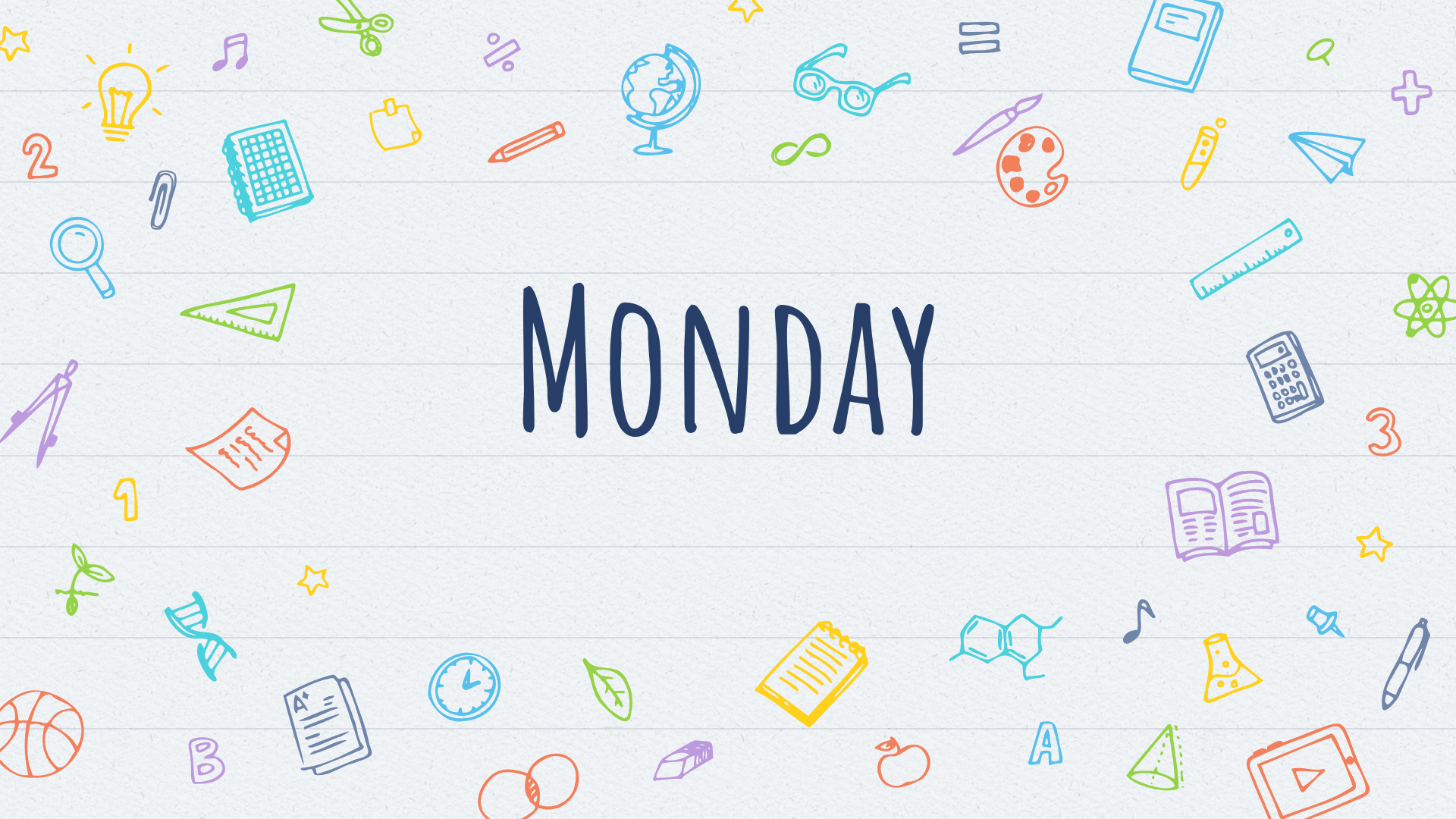
A stylized illustration of a laptop. The laptop is dark blue with a lighter blue screen. The screen displays the text "Coming Soon" in a white, sans-serif font, centered horizontally and vertically.

Coming Soon

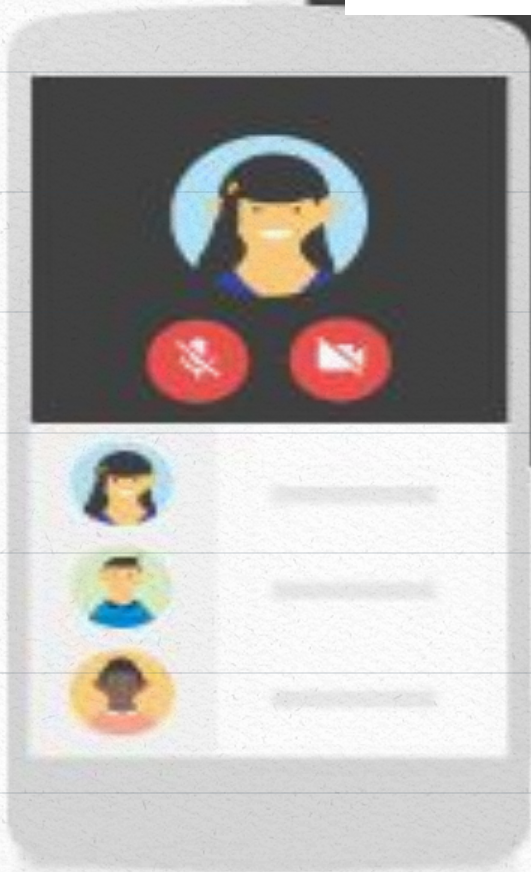
GOOGLE MEET RECORDING WITH MS. LUSSIER (APRIL 20TH, 2020)



# MONDAY



WEEKLY GOOGLE MEET - MONDAY AT 12PM





# MASH-UP MATH

Every Monday at school  
we always try a  
Mash-Up Math question.  
Can you solve it this  
week?

(you do not need to submit your answer)

$$\text{Orange} + \text{Watermelon} + \text{Orange} = 21$$

$$10 = \text{Strawberry} + 4 + \text{Strawberry}$$

$$\text{Strawberry} + \text{Orange} = 8$$

$$14 = \text{Orange} + \text{Orange}$$

$$\text{Strawberry} + \text{Orange} + \text{Watermelon} + \text{Orange} = ?$$



# KAHOOT



Before you start your math quiz play this game show through Kahoot to help you prepare. Have fun.  
\*This link will only be active for 2 days.



# MATH

Head over to Google Classroom and take the math quiz. Good Luck!





# WRITING

Click Here

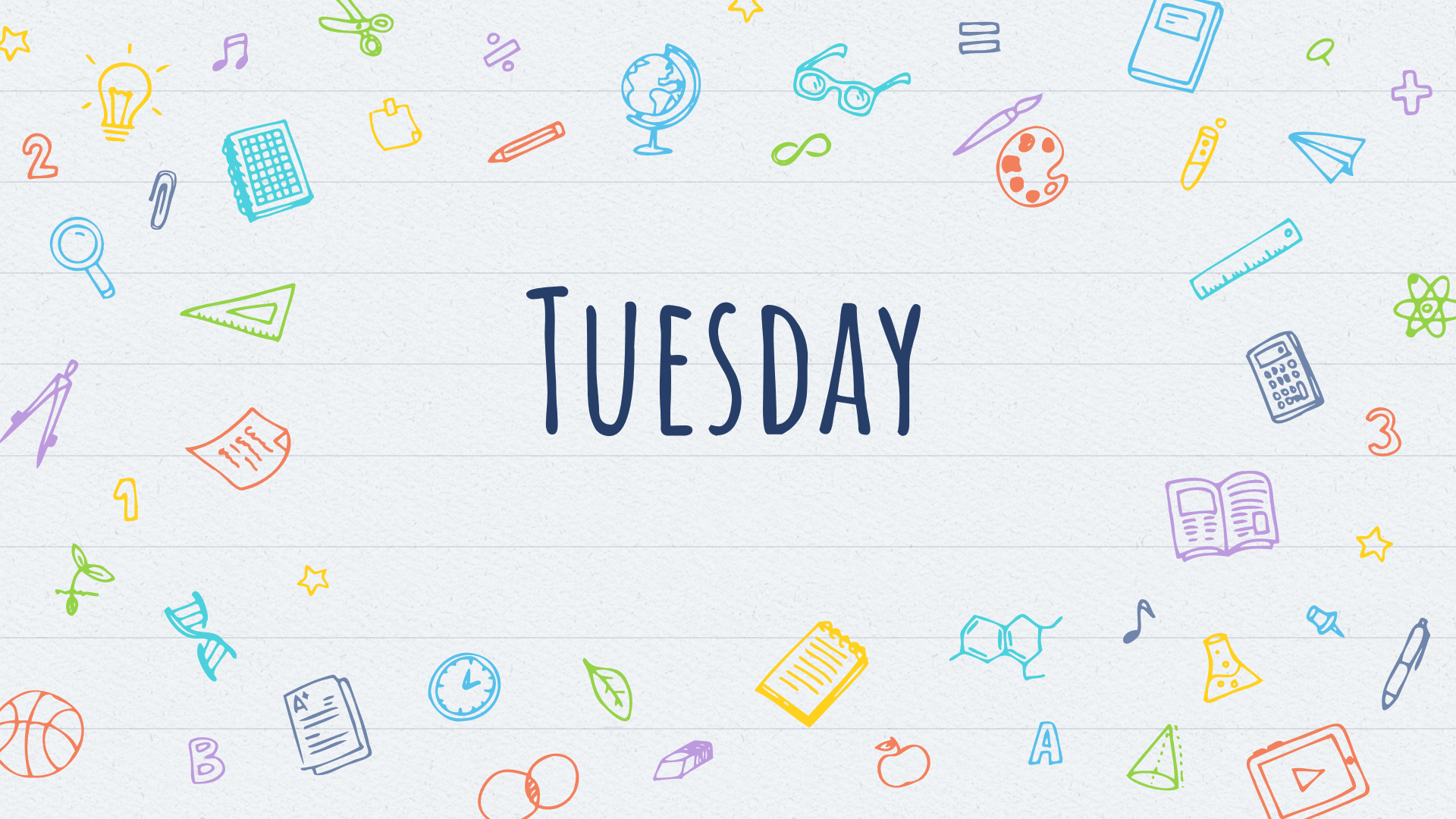


Using the following [Google Slide Deck](#) answer the following on the slide with your name on it:

Would you rather be a tree or a flower? Why?



TUESDAY





# EPIC

We are starting a new math unit on multiplication and division. Read the assigned book in your reading log on Epic “Stacks of Trouble” as a minds on activity.



# MATH

Using the link below follow the board to start to learn about multiplication. This should take you 2 days to complete.

[Link to Multiplication Slides](#)





# READING

On Google Classroom complete the assignment  
“Recycling Loop”.



# WEDNESDAY





# MYSTERY DOUG

How old is the Earth?

# MATH

Continue to complete the math board on the following slide deck you started yesterday. There is a second slide with other math games to practice your multiplication.

[Link to Multiplication Slides](#)





# READING

Today is Earth Day

Last week you were asked to start the KWL chart. You did lots of reading about Earth day and now can fill in the last part of the chart under “learn”.



THURSDAY





# MATH

Head over to Google Classroom and find the multiplication assignment on arrays.



# WRITING

Visit Google Classroom and find the assignment called “Should We Recycle”? Decide if you think recycling is important and feel free to do research to backup your answer.





# TYPING.COM

This week complete T, S and L. If you have not completed the first 5 assignments please complete them first.

**Please do not complete the next activity.** If you are all caught up you can play a couple of the fun games to help with your typing skills.

To login click “Log in with Google”. You will need your tdsb email.





# FUN FRIDAY

Every Friday we would try and find the 6 hidden words. Can you find them this week?

(you do not need to submit your answer)



# FLIPGRID

Using Flipgrid tell me something you could create using “junk”. Make sure you watch the video attached to the grid.





# Knowledgehook

In class you have all used the gameshow feature of Knowledgehook. Using our class code **soy6478** login and complete the assignment on multiplication. If you have any trouble please let me know since this is our first time using it outside of the classroom. If this goes well we will do a live gameshow next week together as a class.

# OPTIONAL EXTENDED LEARNING






# APRIL MAKER MAT

We will continue to complete our monthly Maker Mats. Since you are at home you may want to complete more than one. Please upload picture to the April Classroom assignment by the end of the month,

April

Name: \_\_\_\_\_

# MAKER MAT

<b>Make something useful out of trash.</b>	<b>Make a planter.</b>	<b>Make a waterproof structure.</b>
<b>Make a chart to track the weather.</b>		<b>Make a container to keep an egg from breaking.</b>
<b>Make a kite.</b>	<b>Make an Earth Day poster.</b>	<b>Make a birdhouse.</b>



## 5 ECO FRIENDLY DIY PROJECTS

Watch the following video and create a Google Doc telling me what cool invention you could make out reusable items. Add your doc to this assignment on Google Classroom.



# HIDDEN IMAGE











Can you find the hidden cat? Look closely!



[facebook.com/thedudolf](https://www.facebook.com/thedudolf)



# EARTH DAY HUNT

EARTH				
 <p>Count rocks &amp; sort them by color</p>	 <p>Donate items</p>	 <p>Plant a tree or a seed</p>	 <p>Create beautiful art using trash</p>	 <p>Pick up trash near your home</p>
 <p>Help sort recyclable items</p>	 <p>Discover who is Dr. Jane Goodall</p>	 <p>Listen to the birds outside</p>	 <p>Learn two new facts about an endangered animal</p>	 <p>Paint a picture of the Earth</p>
 <p>Share something you've learned</p>	 <p>Look for pictures in the clouds</p>	<p>FREE</p>	 <p>Build a bird feeder</p>	 <p>Start a compost bin for your family</p>
 <p>Go on a nature walk</p>	 <p>Write your name using nature materials</p>	 <p>Turn lights off when leaving a room</p>	 <p>Take a picture of your favorite spot outdoors</p>	 <p>Observe an ant colony at work</p>
 <p>Build a bug hotel</p>	 <p>Practice water conservation while you're brushing teeth</p>	 <p>Create a musical instrument from recyclables</p>	 <p>Hug a tree</p>	 <p>Do something kind or helpful</p>



# ONLINE COLOURING

Visit the following website for some online colouring.



# WEEKLY MATH PROBLEM

A train can hold 78 passengers. The train starts out empty and picks up 1 passenger at the 1st stop, 2 new passengers at the 2nd stop, 3 new passengers at the 3rd stop and so forth. After how many stops will the train be full?

Show your work using pictures, numbers, or symbols.

\* Complete on the Google Doc in Google Classroom.

