



DISTANCE LEARNING  
WEEK 2  
APRIL 14 - 17, 2020

Miss  
Ye



# WELCOME TO WEEK 2 !

Hope everyone did okay during our first week of distance learning. If you need any help please ask.



# VIRTUAL LEARNING ASSIGNMENTS

## Grade 3: Week 2 April 14th – 17th

### MONDAY

EASTER MONDAY  
NO SCHOOL

### TUESDAY

- Google Meet 11:00am
- Earth Day KWL
- Writing - Travel Prompt
- Math - Probability

### WEDNESDAY

- Mystery Doug
- Math - Probability
- Earth Day Reading & Reflection

### THURSDAY

- Reduce, Reuse, Recycle & Reflection
- Typing.com

### FRIDAY

- Flipgrid
- Epic - Read the assigned book in your account
- Math - Probability Review

**OPTIONAL**  
Extended Learning

- Read a book on Epic or Raz
- [Online Colouring Pages](#)
- [Weekly Math Problem](#)

- Keep a Journal on Google Slides
- [Wacky Web Tales](#)
- [Youtube Video](#)

A stylized illustration of a laptop with a dark blue frame and a light blue base. The screen is a solid dark blue rectangle containing the white text "Coming Soon" in a clean, sans-serif font.

Coming Soon


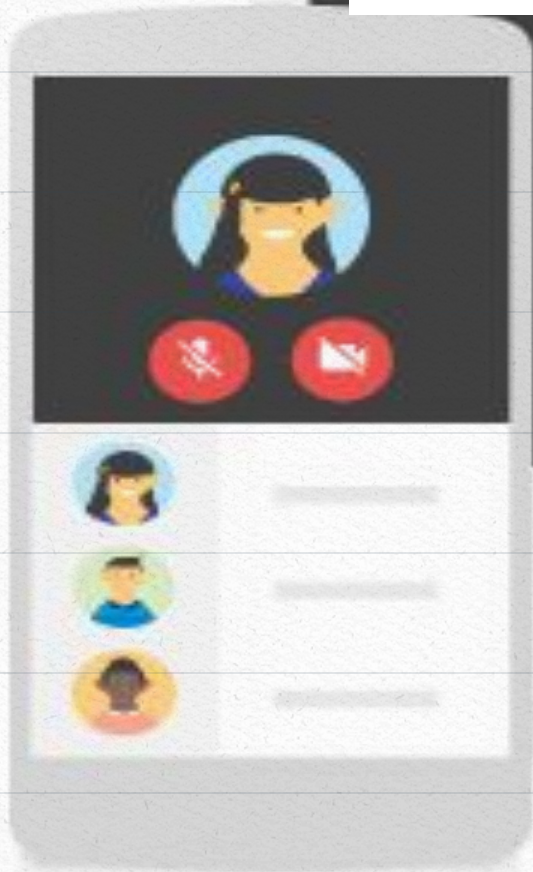
GOOGLE MEET RECORDING WITH MS. LUSSIER (APRIL 14TH, 2020)



# NO SCHOOL MONDAY



WEEKLY GOOGLE MEET - TUESDAY AT 11AM





# WRITING

Click Here



Using the following [Google Slide Deck](#) answer the following on the slide with your name on it:

If you could visit one place in the world, where would you go? Why? What would you do there?

Feel free to add an image of the place from Google Photos.



# READING

Earth day is next week and at Norman Ingram we always try and do our part for our environment.

Visit Google Classroom and complete the KWL chart about what you know about Earth Day.



# MATH

Conducting Experiments - Today you will be learning about spinners. Please see the assignment in Google Classroom.





# READING

Visit Google Classroom and complete the Earth day reading and reflection.



# MYSTERY DOUG

Why do animals come back after going to warm places in the winter?

# MATH

The Probability Game - Today you will continue to work with spinners. Please see the assignment in Google Classroom.







# READING

Visit Google Classroom and complete the Reduce, Reuse, Recycle and other activities in the Google Slide.



# TYPING.COM

This week complete the Beginner Review 1. If you have not completed the 4 assignments before the review please complete them first.

**Please do not complete the next activity.** If you are all caught up you can play a couple of the fun games to help with your typing skills.

To login click “Log in with Google”. You will need your tdsb email.

FRIDAY



# FLIPGRID

Using Flipgrid tell me what you can do to help our environment.

# EPIC

Read the assigned book in your reading log on Epic. “Be the Change for the Environment”



# MATH

In Google Classroom I have posted some review for a short/modified math test you will have on Monday, April 20th. You may print the PDF or you may complete the review on the Google Slides, your choice.



# OPTIONAL EXTENDED LEARNING




# APRIL MAKER MAT

We will continue to complete our monthly Maker Mats. Since you are at home you may want to complete more than one. Please upload picture to the April Classroom assignment by the end of the month,

April

Name: \_\_\_\_\_

# MAKER MAT

<b>Make something useful out of trash.</b>	<b>Make a planter.</b>	<b>Make a waterproof structure.</b>
<b>Make a chart to track the weather.</b>		<b>Make a container to keep an egg from breaking.</b>
<b>Make a kite.</b>	<b>Make an Earth Day poster.</b>	<b>Make a birdhouse.</b>





## CURIOUS KIDS - IT'S EARTH DAY

Watch the following video and create a Google Doc listing 3-5 things you learned from the video.



# WEEKLY MATH PROBLEM

At School Street Elementary, the students in Ms. Wolfe's 3rd grade line up in a straight line. When the teacher counts the students from the front of the line, Isabelle is #14. When the teacher counts from the back of the line, Isabelle is #8.

How many students are in line altogether? Show your work using pictures, numbers, or symbols.

\* Complete on the Google Doc in in Google Classroom.

